


# Weight-o-Matic

Electronic Feed Weighing System




*Accurate electronic loadcell*

*Weight-o-Matic Type FWU-20*

*Features:*

- Large capacity, up to 8.000 kg/hour.*
- Releases feed in only 2 seconds.*
- Perfect blending while releasing.*
- Easy control: only one solenoid 24 V AC*
- Large distance allowed between weighing unit and control unit.*
- Maintenance free, no electromotor need to release feed.*
- Release flaps can be manually put in continous open position.*

*Valve control through lifting magnet*



Avitech Systems

Partida Miralbó 116 • 25660 Alcoletge (Lleida)-SPAIN  
Tel: +34-973-196029 • Fax: +34-973-196584  
E-Mail: [avitechsystems@eresmas.com](mailto:avitechsystems@eresmas.com)

# For an accurate control of feed consumption

The FWU-20 is a modern, computer controlled, feed weigher, suitable for both registration and control of given quantities of feed in the poultry and livestock industry.

The control box with the computer could be fixed in the same feed weigher and can be operated very simple by means of keys with clear texts.

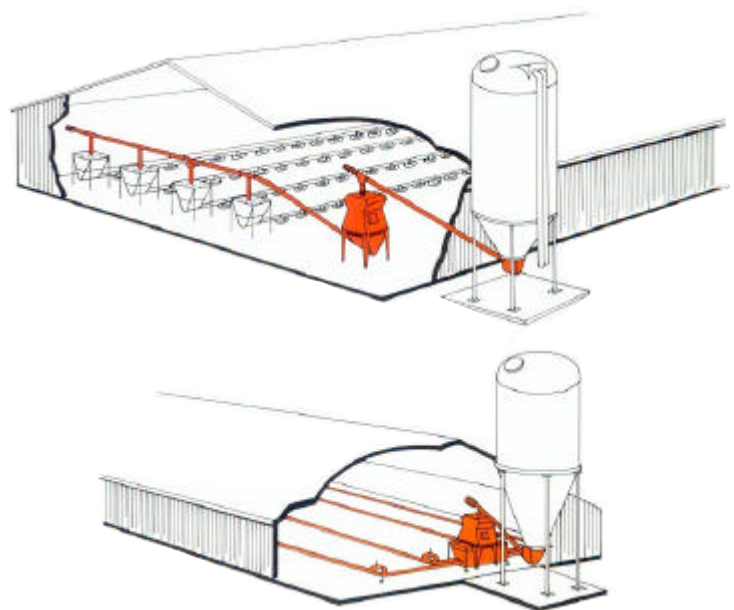
For houses with centralised computer control, feed weigher could be managed directly from central computer.

The special construction and the use of only high quality materials guarantees an almost 100% accurate operation.

Controlled feeding can be done by feeding cycles per 24 hour with different quantities of feed. It is always possible to check totals periods of feeding per day. Totals are registered in tonnes and kilos.

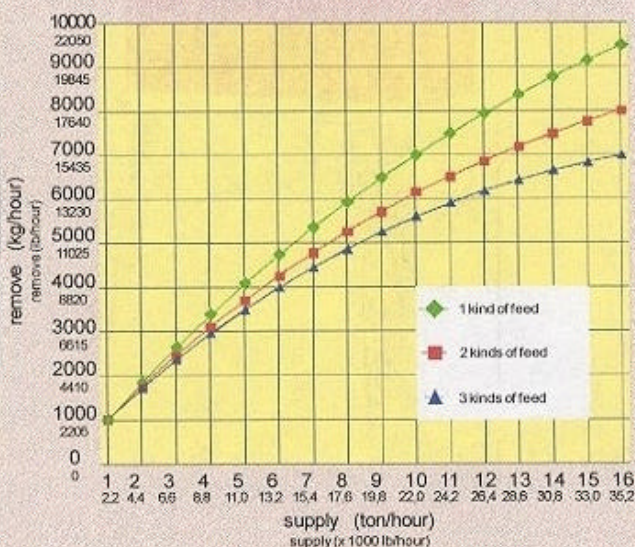
The weighing capacity per hour depends on the capacity of the supply and discharge augers.

The FWU-20 can be installed in various ways. E.g. over a single feed hopper as in Breeder houses with chain feeders, and also independently so that an extra discharge auger can supply several feedhoppers as in Broiler auger feeders.



## Weight-o-Matic Technical Specifications

Capacity of FWU-20, based on batches of 100 lb (45 kg)



### Technical specifications FWU-20:

|                       |   |
|-----------------------|---|
| Suitable for          | : Grain, flour, feed - loose or pellets, granulates                 |
| Capacity of weigher   | : 4272 cubic inches (=2,5 cubic feet)=(70 dm <sup>3</sup> )         |
| Release time          | : 2 seconds   |
| Dimensions            | : L=23,6 inch, D=23,6 inch, H=23,6 inch (L=60 cm, D=60 cm, H=60 cm) |
| Weight                | : 88 lb (40 kg)   |
| Accuracy              | : 0.5 %   |
| Loadcell              | : 2 x 220 lb each (2 x 100 kg each)                                 |
| Housing               | : Galvanised steel, outside parts are painted                       |
| Operating temperature | : +23 ..... 104 °F (-5 ..... 40 °C)                                 |

### Wiring:

|                  |   |
|------------------|---|
| Release solenoid | : 24 Vac, 0.7 Amp<br>2 x 16 AWG (2 x 1.5 mm <sup>2</sup> )    |
| Weighing signal  | : 3 wire with shield<br>3 x 20 AWG (3 x 0.5 mm <sup>2</sup> ) |